


Raising Lantern lighting

**studio  
Lawrence**



## Raising Lantern lighting

**studio  
Lawrence**

Raising Lanterns comprise a series of stacked cylindrical shapes, available in pendant and floor lamp designs. The unique design of the lamp allows numerous compositions and possibilities. The various cylindrical shapes are interchangeable so one arrangement can instantly transform into another. The lantern can shrink or grow up to 3.10m in height and can be used as a floorlamp or pendant light.

Being highly sociable, the Raising Lanterns work best in groups. The standing lanterns can form towering statues of light while hanging the lanterns create clouds of glowing shapes. While imposing in their size and volume, the lanterns are also warm and welcoming as they radiate soft light. Their sculptural shapes both divide and define the space around them, solid and soothing forms ideal when clustered in reception and waiting rooms or hung above desks or conference room tables. At home, a single floor lamp can transform in its size and composition to work in a variety of spaces, and the smaller pendants can create a striking focal point above the dinner table.

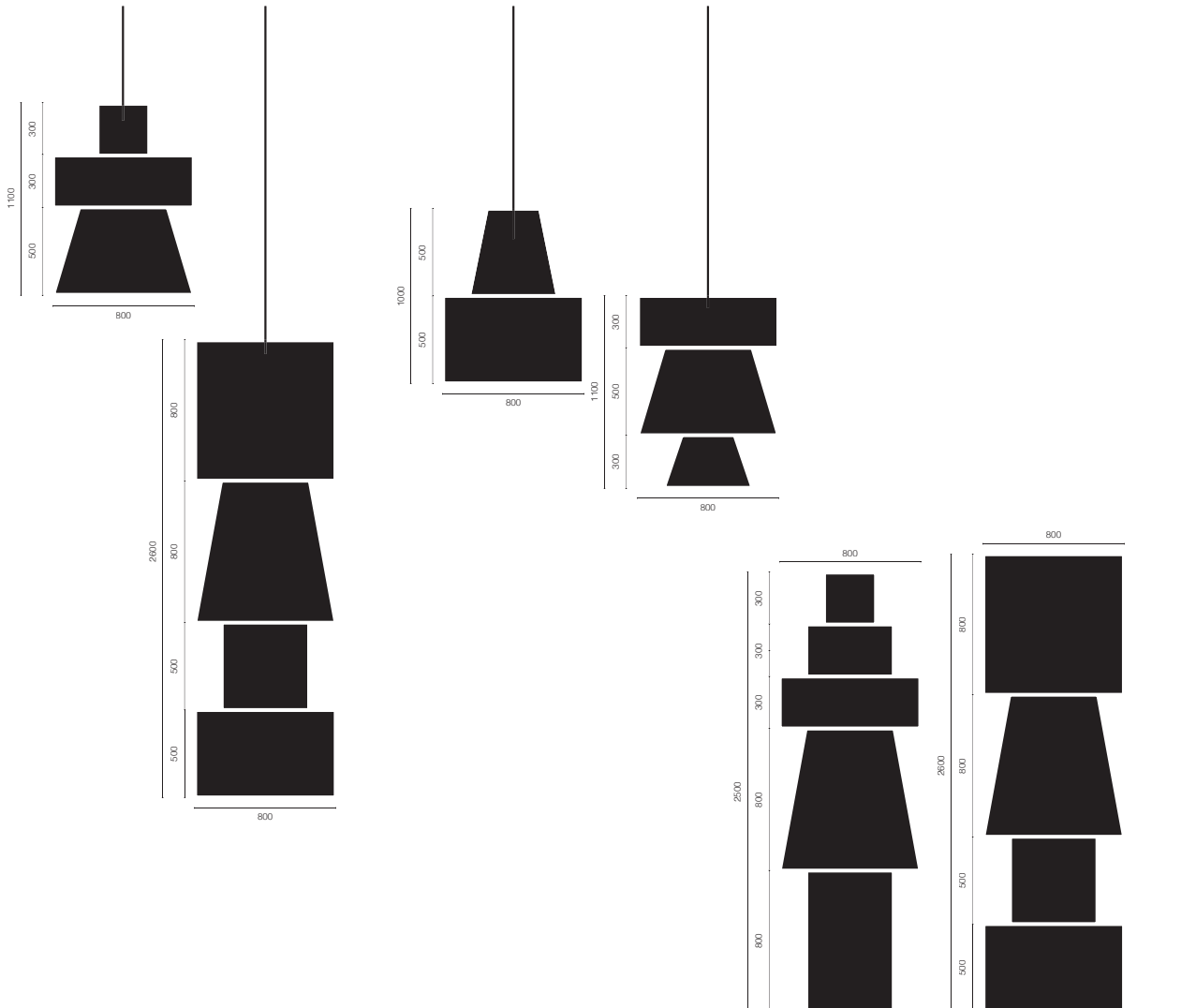
Being easily transportable, Raising Lanterns are popping up all over the globe. Appearing at your door as a flat pack, the Raising Lantern can then be easily assembled, the composition and height instantly able to be changed time and time again.

Material: PP (polypropylene) shades and diffusers on a aluminium frame  
Colour: white, other colours on request.  
Fittings: E27 lampfittings, powercord & Europlug .  
Lightbulbs: NOT Included.



## Raising Lantern lighting

studio  
Lawrence

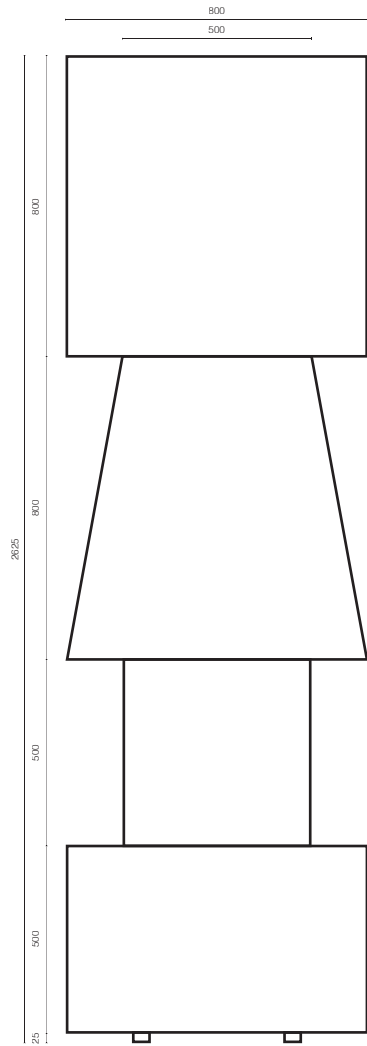


**floor lamps** | 3 standard designs - 2.50, 2.60 & 3.10 m. x 0.80 m.  
**material** | PP (polypropylene) shades and diffusers on an aluminium frame & 3 steel feet  
**colour** | white, other colours on request  
**fittings** | 4/5 x E27 lampfittings, powercord & Europlug  
lightbulbs | NOT included

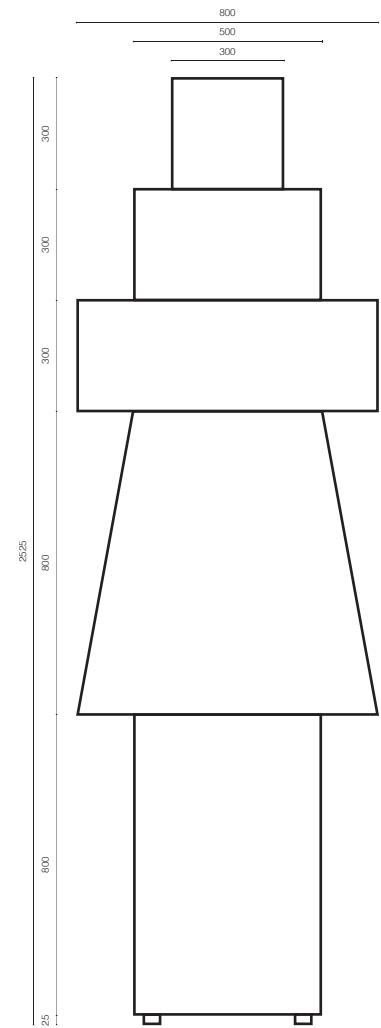
**pendants** | 3 standard designs - 1.10, 1.10 & 1.20 m. x 0.80 m.  
**pendants XL** | 3 standard designs - 2.50, 2.60 & 3.10 m. x 0.80 m.  
**material** | PP (polypropylene) shades and diffusers on an aluminium frame  
**colour** | white, other colours on request  
**fittings** | 2/3/4/5 x E27 lampfittings, powercord & steel hanging cord  
lightbulbs | NOT included

Raising Lantern floorlamp configurations

studio  
Lawrence



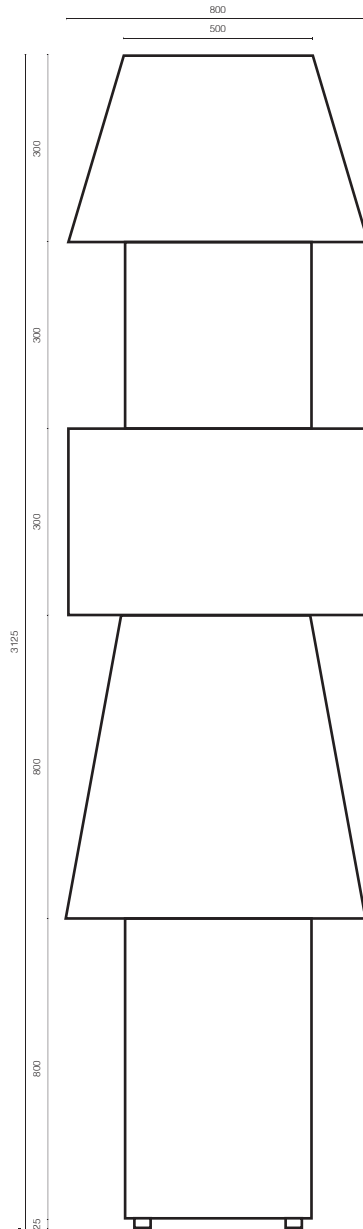
Standard #01 is build up out of 4 drums: 2.60 m.  
cylinder 80 x 80 cm. (h x w)  
cone 80 x 50 / 80 cm. (h x w)  
cylinder 50 x 50 cm. (h x w)  
cylinder 50 x 80 cm (h x w)  
on an aluminium frame & 3 steel feet.  
Height: circa 2.60 m.  
Fittings: 4 x E27 lampfittings, powercord & Europlug.



Standard #02 is build up out of 5 drums: 2.50 m.  
cylinder 30 x 30 cm. (h x w)  
cylinder 30 x 50 cm. (h x w)  
cylinder 30 x 80 mm. (h x w)  
cone 80 x 50 / 80 cm. (h x w)  
cylinder 80 x 50 cm. (h x w)  
on an aluminium frame & 3 steel feet.  
Height: circa 2.50 m.  
Fittings: 5 x E27 lampfittings, powercord & Europlug.

Raising Lantern floorlamp configurations

studio  
Lawrence

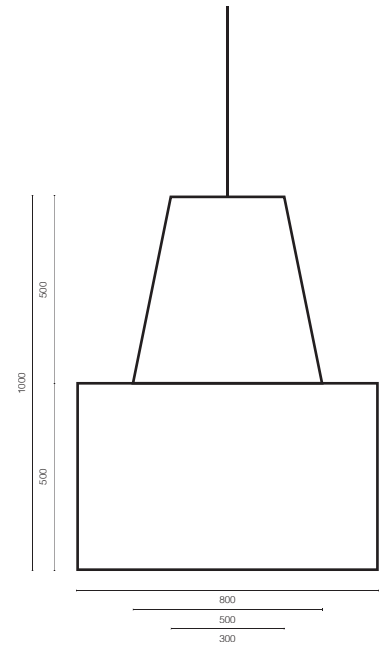
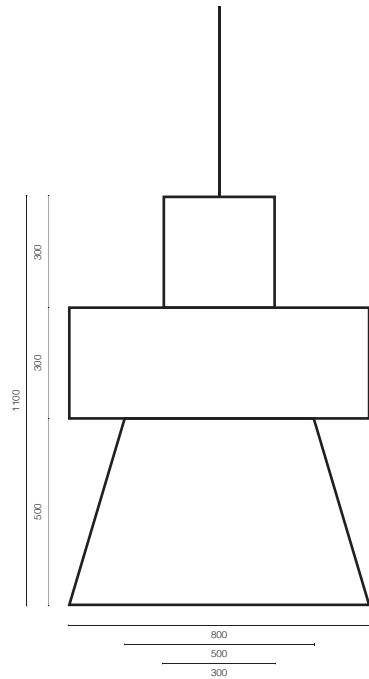


Standard #03 is build up out of 5 drums: 3.10 m.  
cone 50 x 50 / 80 cm. (h x w)  
cylinder 50 x 50 cm. (h x w)  
cylinder 50 x 80 cm. (h x w)  
cone 80 x 50 / 80 cm. (h x w)  
cylinder 80 x 50 cm. (h x w)  
on an aluminium frame & 3 steel feet.  
Height: circa 3.10 m.  
Fittings: 5 x E27 lampfittings, powercord & Europlug.



Raising Lantern pendant configurations

studio  
Lawrence

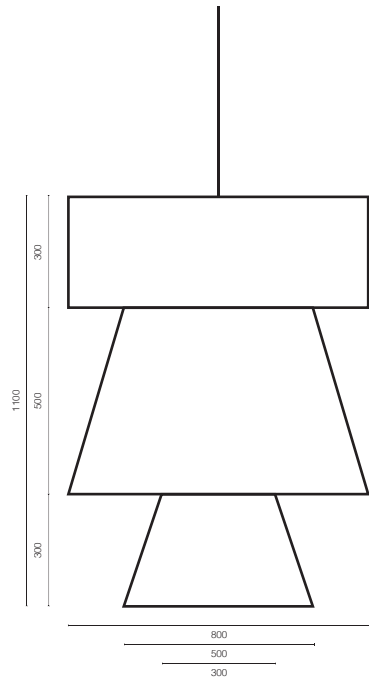


Standard #01 is build up out of 3 drums: 1.10 m.  
cylinder 30 x 30 cm. (h x w)  
cylinder 30 x 80 cm. (h x w)  
cone 50 x 50 / 80 cm. (h x w)  
on an aluminium frame.  
Height: circa 1.10 m.  
Fittings: 3 x E27 lampfittings, powercord &  
steel hanging cord.

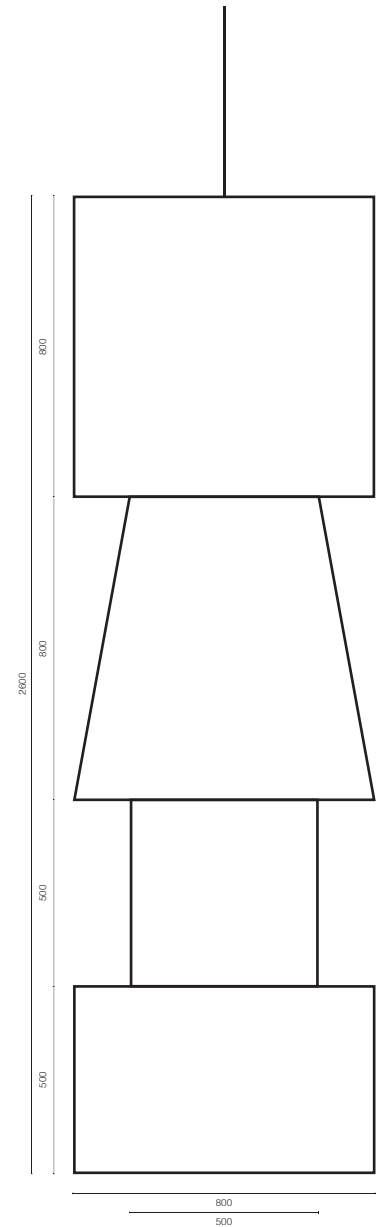
Standard #02 is build up out of 2 drums: 1.00 m.  
cone 50 x 30 / 50 cm. (h x w)  
cylinder 50 x 80 cm. (h x w)  
on an aluminium frame.  
Height: circa 1.00 m.  
Fittings: 2 x E27 lampfittings, powercord &  
steel hanging cord.

Raising Lantern pendant configurations

studio  
Lawrence



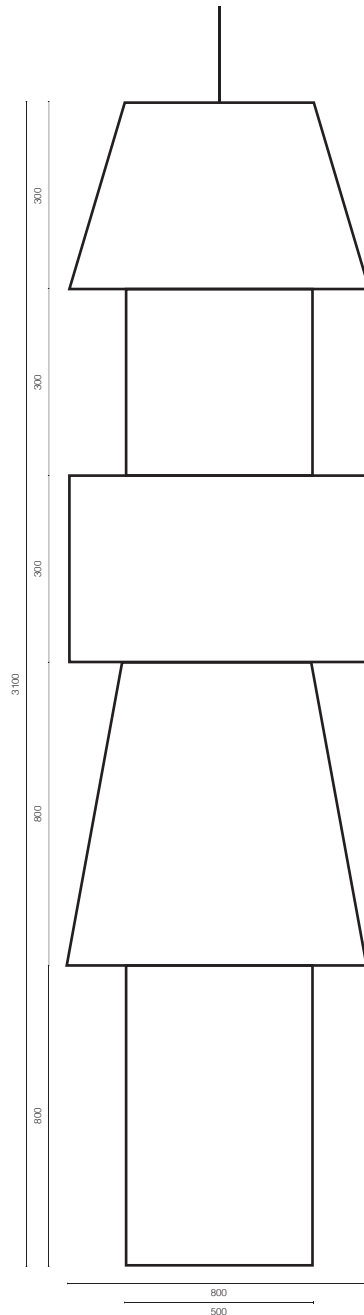
Standard #03 is build up out of 3 drums: 1.10 m.  
cylinder 30 x 30 cm. (h x w)  
cylinder 30 x 80 cm. (h x w)  
cone 50 x 50 / 80 cm. (h x w)  
on an aluminium frame.  
Height: circa 1.10 m.  
Fittings: 3 x E27 lampfittings, powercord &  
steel hanging cord.



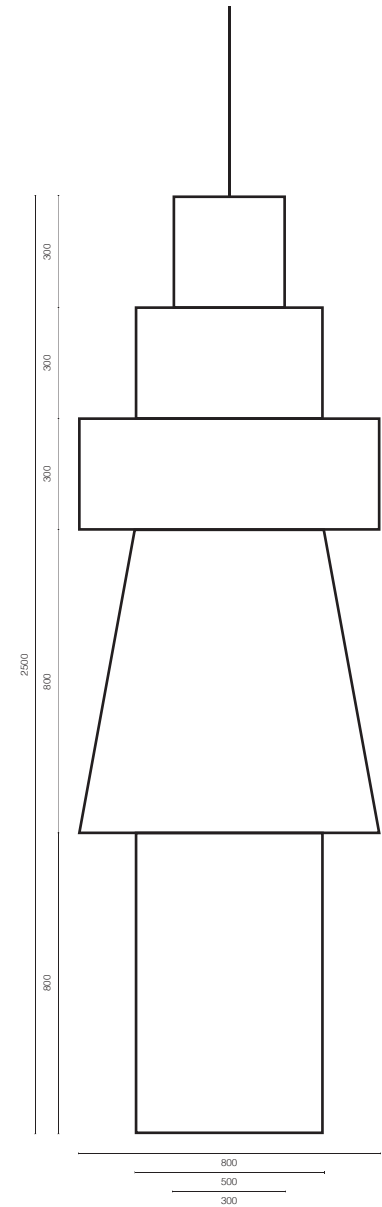
Standard #04 is build up out of 4 drums: 2.60 m.  
cylinder 80 x 80 cm. (h x w)  
cone 80 x 50 / 80 cm. (h x w)  
cylinder 50 x 50 cm. (h x w)  
cylinder 50 x 80 cm. (h x w)  
on an aluminium frame.  
Height: 2.60 m.  
Fittings: 4 x E27 lampfittings, powercord &  
steel hanging cord.

Raising Lantern pendant configurations

**studio  
Lawrence**



Standard #05 is build up out of 5 drums: 3.10 m.  
 cone 50 x 50 / 80 cm. (h x w)  
 cylinder 50 x 50 cm. (h x w)  
 cylinder 50 x 80 cm. (h x w)  
 cone 80 x 50 / 80 cm. (h x w)  
 cylinder 80 x 50 cm. (h x w)  
 on an aluminium frame.  
 Height: circa 3.10 m.  
 Fittings: 5 x E27 lampfittings, powercord & steel hanging cord.



Standard #06 is build up out of 5 drums: 2.50 m.  
 cylinder 30 x 30 cm. (h x w)  
 cylinder 30 x 50 cm. (h x w)  
 cylinder 30 x 80 cm. (h x w)  
 cone 80 x 50 / 80 cm. (h x w)  
 cylinder 80 x 50 cm. (h x w)  
 on an aluminium frame.  
 Height: circa 2.50 m.  
 Fittings: 5 x E27 lampfittings, powercord & steel hanging cord.